

## The Pupil Premium Grant 2015 - 2016

### Plans for 2015-2016

#### **The Grant will spent on:**

- 0.8 Teacher time to provide high quality, creative PPA lessons for children in Years 3-6. The Deputy Headteacher will target the Year 3 cohort. The coaching trios will place a greater emphasis on supporting the Year 3 cohort with Reading and Maths.
- 0.4 Teacher time to provide high quality outdoor learning PPA cover in Year 1 and 2 and class teacher will target Pupil Premium children in these lessons.
- 0.3 Teacher time to provide additional Science and Geography teaching to Year 6 and booster sessions to Lower School children
- 0.1 Teacher time to provide additional provision in Robin and Blackbird room with a focus on phonics support and early intervention.
- 0.6 teaching Assistant time to support outdoor learning and forest school provision to ensure that the current Year 5 cohort can develop learning styles and resilience.
- A Forest School teacher to provide PPA cover for Foundation Staff and additional nurture groups to facilitate social and emotional learning and all Year 6 pupils to have a Forest Schools opportunity throughout the year.

### 2014/15 allocation from the Pupil Premium Grant: £161,500

#### Impact of grant 2014/15

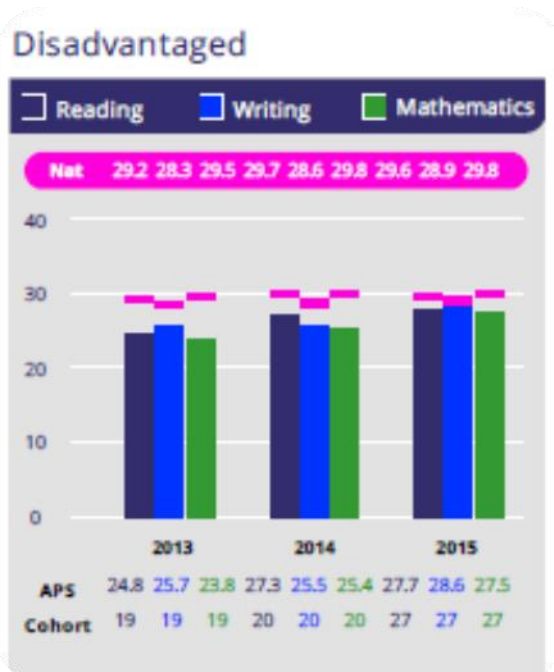
	<b>Reading</b>	<b>Writing</b>	<b>Maths</b>
<b>Year 6 Pupil Premium Attainment</b>	<b>73%</b>	<b>85%</b>	<b>81%</b>
<b>Year 6 Pupil Premium Progress</b>	<b>+1.5</b>	<b>+3.7</b>	<b>+4.6</b>
<b>Year 2 Pupil Premium</b>	<b>70%</b>	<b>70%</b>	<b>58%</b>
<b>Year 2 Pupil Premium Progress</b>	<b>+4.9</b>	<b>+5.1</b>	<b>+4.0</b>

#### Summary 2014/15

- Pupil Premium/Disadvantaged Pupils are doing well in Key Stage 2 in Maths and Writing in regards to both attainment and achievement.
- Pupil Premium children in KS2 did not do as well in Reading as they did in Writing and Maths in 2014/15.

- In Key Stage 1 Pupil Premium children made satisfactory progress and attained satisfactory results in Reading and Writing. The Maths attainment of the Pupil Premium children in KS1 in the Year 2014/15 needs to improve.
- 5 out of 27 children did not make 2 levels of progress, 2 children were on non authorised absences and would have made 2 levels.

### KS2 Disadvantaged Pupils Average Point Score compared to the National Figures 2014/15



### Reading Analysis 2014/15

- In the Year 2014/15 six children didn't reach the Age Related Expectation (ARE).
- Four of these pupils also have SEN needs. One pupil has an EHCP. One of the two pupils did not sit the SATS due to this pupil going on an unauthorised extended holiday during that period. These pupils was on track to achieve Levels 4 & 5 combined.
- Two pupils with English as an Additional Language (EAL) joined the school in or after Year 3 and made accelerated progress during that period. The support provided to them meant that they were only a number of points away from achieving the Level 4.
- Disadvantaged pupils performed better in the Year 2014/15 than the previous 2 years showing an upward trend.

Disadvantaged Pupils Average Point Score	Larkrise Disadvantaged	All other children	National
<b>Reading</b>	<b>27.7</b>	<b>27</b>	<b>29.6</b>
<b>Writing</b>	<b>28.6</b>	<b>27</b>	<b>28.9</b>
<b>Maths</b>	<b>27.5</b>	<b>27</b>	<b>29.8</b>

Action – Pupil Premium children must maintain progress through Years 3-5.

### Writing Analysis 2014/15

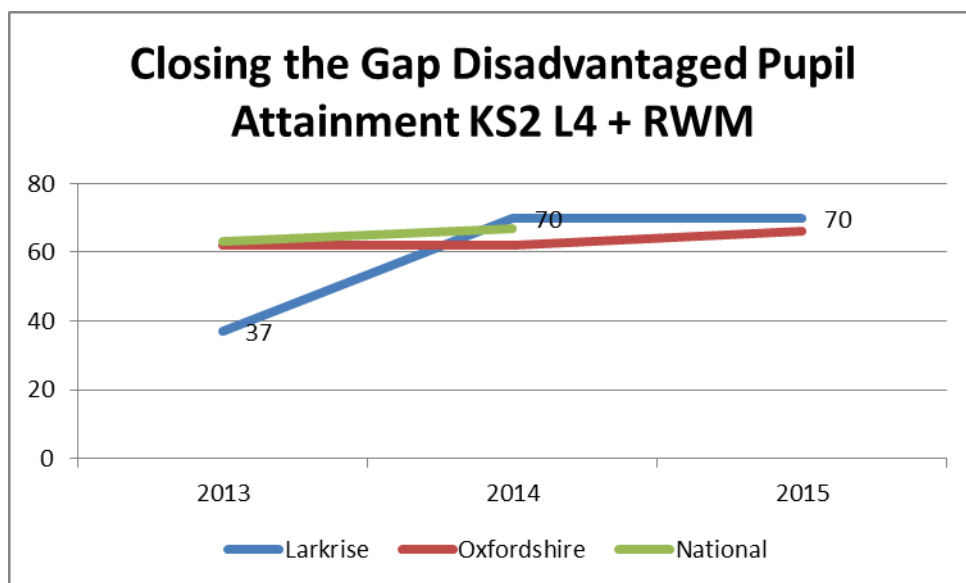
- Disadvantaged pupils at Larkrise are in line with disadvantaged pupils nationally.

- In the Year 2014/15 three children did not meet the Age Related Expectation (ARE). All of these pupils also have SEN. One of the pupils has an ECHP.

### Maths Analysis 2014/15

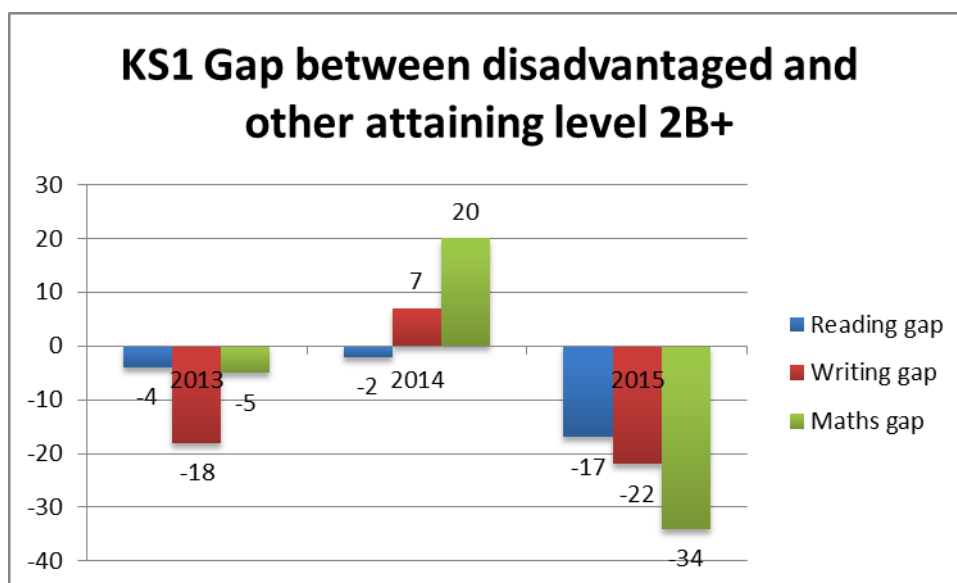
- In the Year 2014/15 five children did not meet the ARE.
- Three of these pupils have a SEN and one pupil has an ECHP.
- One pupil who was on track to achieve a Level 5 did not take the tests due to an unauthorised extended family holiday.
- Disadvantaged pupils performed better in 2014/15 than in the previous 2 years showing an upward trend.

### Combined Analysis 2014/15



- The % of Pupil Premium children achieving the combined score was above that of schools in Oxfordshire and above the performance of Pupil Premium children Nationally in 2014.

## Key Stage 1 Analysis 2014/15



- The 2013/14 and 2014/15 grant was spent predominantly on supporting Pupil Premium children with their reading. The gap between disadvantaged pupils and other pupils is closing in reading but remains greater in 2014/15 than in the last 3 years. The rationale for this was based on past analysis. Pupil Premium children on the SEN register do not progress from a 1a/2c.
- The 2014/15 KS1 SATs cohort contains 17% Pupil Premium Children. This cohort will be a target for 2015-2016 in regards to improving Maths and Writing attainment.
- Six Pupil Premium children in KS1 arrived during the academic year. Two Pupil Premium children arrived in the Summer term.
- Five Pupil Premium children also have additional SEN needs.

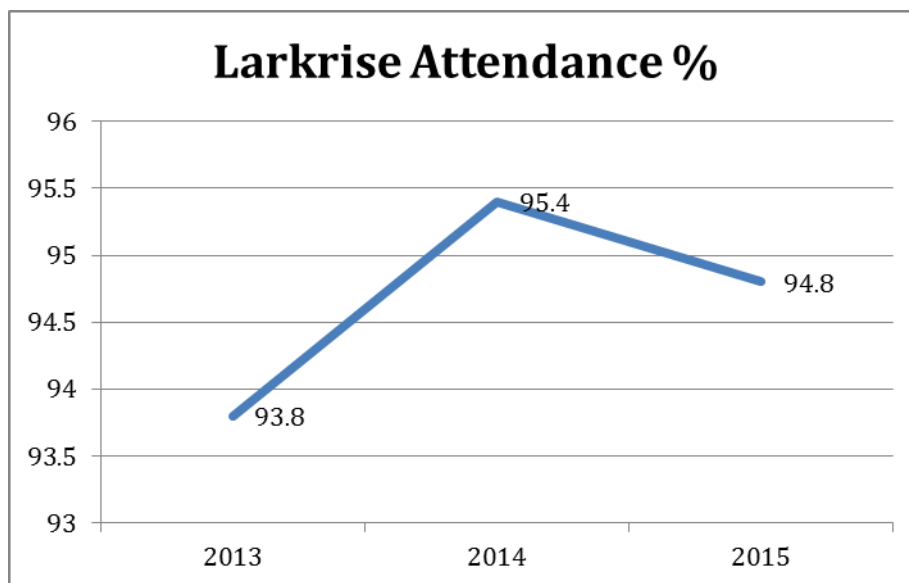
## Other Year Groups 2014/15

	Attainment of Pupil Premium Children			Progress of Pupil Premium Children		
	R	W	M	R	W	M
Year 1	89%	89%	89%	+8.7	+8.1	+7.0
Year 3	92%	92%	92%	+5.6	+4.8	+3.8
Year 4	71%	64%	43%	+3.1	+2.5	+2.5
Year 5	67%	60%	60%	+4.8	+3.5	+3.8

## Summary 2014/15

- Pupil Premium Children did very well in Year 1 as a result of the Early Reading 1:1 Intervention support given in 2014/15 and the Outdoor Learning project provided to every pupil.
- In Year 3 Pupil Premium pupils are attaining and achieving well. The Forest Schools program targeted Year 3 pupils in the Years 2014/15 which could be attributed to these pupils developing resilience and learning independency skills. Many children with behavioural needs also received extra support from the BTA to encourage positive learning attitudes.
- The Year 4 cohort contains 21% Pupil Premium children. This cohort also contains 26% SEN. The interventions for this cohort need to be reviewed and improved in the next academic year.
- The Year 5 cohort contains 11% Pupil Premium. This cohort made good progress but need more intervention is needed in 2015/16 to improve attainment.

## Attendance



- A greater push on attendance needs to occur in the Year 2015/16. Attendance improved in 2014 but now shows a slight dip in the year 2015. The HSLW will target the attendance issue in 2015-16.

## Behaviour Incident Reductions

- There has been a reduction in behavioural incidences in 2014/15. See reduction in Green Forms file.